

# ABT-S106 / ABT-S136

## CEILING-MOUNTED LOUDSPEAKERS

- ✓ *Compliance with EN 54-24*
- ✓ *Certificate of Conformity: 1438-CPR-0635*
- ✓ *Compliance with BS5839-8 standard (thermal protection)*

Ceiling-mounted fire alarm loudspeakers ABT-S106 and ABT-S136 are designed for applications which require the minimum size at the maximum sound quality. Their parameters have been carefully selected to match the operating requirements in the rooms exposed to after-sound and high-humidity.

Thanks to the most advanced technologies the ABT-S series loudspeakers combine excellent acoustic parameters and high aesthetics with resistance to mechanical damages and varying weather conditions. They are distinguished by easy and quick installation.

Quality standards and audio characteristics have been confirmed through tests and trials in an anechoic chamber, resistance and integrity testing equipment, as well as chambers for resistance to weather and air humidity testing.

The need to maintain the best acoustic parameters, even with easily installed fire-protecting screens, was the idea underlying the design process. The ABT-S series loudspeakers ensure a balanced sound which is extremely important in emission of highly understandable speech and reliable music reproduction.


The series of ceiling-mounted ABT-S loudspeakers is noticeable thanks to its elegant looks. The loudspeaker part which becomes visible after the installation is protected

by means of electroplating and covered by a common and aesthetic white paint coat (RAL 9003) – optionally available other colours (RAL palette).

The entire ABT-S series is equipped with a standardized fire dome made of soft steel and supplied with two cable penetrations with rubber glands. Special jig for sling assembling facilitates quick installation. The delivery comprises the 1-metre long sling. Two ceramic blocks and fireproof wiring coupled with temperature limit fuse are located under the screen. This solution ensures 100% protection of the sound-transmitting line from any break or short-circuits which may be produced as a result of loudspeaker burn. The individual power rating is selected by means of connection with applicable transformer branch.

ABT-S series loudspeakers equipped with fire dome and thermal protections entirely comply with EN 54-24 Standards. In order to ensure 100% consistency with the highest quality standards we test our loudspeakers following the most meticulous procedures that warrant high parameters of sound emission, safety, and reliability.

In spite of the fact our loudspeakers are designed for the highest reliability under fire conditions, their acoustic parameters and attractive low prices make them successful in any and all public address systems.



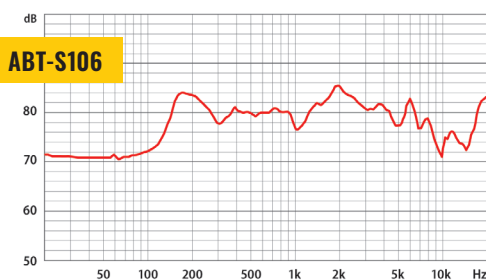
## CHARACTERISTICS

- » *Minimum dimensions*
- » *A and C working environment, ideal for bathrooms*
- » *Exceptionally reliable reproduction of full band music*
- » *The highest level of speech intelligibility*
- » *Elegant looks*
- » *6 W transformer allowing a precise selection of loudspeaker output power*
- » *100% protection of line from breaks and short-circuits*

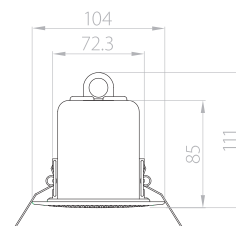
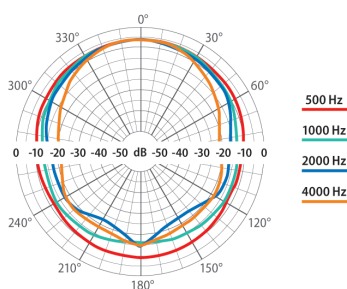


|  | ABT-S106                   | ABT-S136                   |
|--|----------------------------|----------------------------|
| <b>Electrical</b>  |                            |                            |
| Rated power, W   | 6                          | 6                          |
| Tappings 100 V line according to EN 54-24, W                   | 6 / 3 / 1,5 / 0,75         | 6 / 3 / 1,5 / 0,75         |
| Tappings 70V line, W   | 3 / 1,5 / 0,75 / 0,38      | 3 / 1,5 / 0,75 / 0,38      |
| Transformer impedance @ 100 V, Ω                               | 1667 / 3333 / 6667 / 13333 | 1667 / 3333 / 6667 / 13333 |
| Driver impedance, Ω  | 8                          | 8                          |
| Effective frequency range, Hz                                  | 100–20000                  | 60–20000                   |
| Sensitivity @ 4 m, 1 W, dB                                     | 65                         | 68                         |
| SPL @ 4 m, rated power, dB                                     | 76                         | 78                         |
| SPL @ 1 m, 1 W, dB, test signal bandwidth 300 Hz–6 kHz         | 80                         | 82                         |
| SPL @ 1 m, rated power, dB, test signal bandwidth 300 Hz–6 kHz | 88                         | 90                         |
| Dispersion at 500 Hz / 1 kHz / 2 kHz / 4 kHz, [°]              | 180 / 180 / 170 / 150      | 180 / 180 / 170 / 90       |
| <b>Environmental</b>   |                            |                            |
| Environmental type / IP rating according to EN 54-24           | A, C / IP21C               | A, C / IP21C               |
| IP rating  | 32                         | 32                         |
| Min./max. ambient temperature                                  | -10°C / 55°C               | -10°C / 55°C               |
| <b>Mechanical</b>  |                            |                            |
| Dimensions, mm   | Height 111, ø 104          | Height 113, ø 134          |
| Net weight, kg   | 0,72                       | 0,82                       |
| Colour   | White (RAL 9003)           |                            |
| Material   | Steel                      |                            |
| Mounting   | Spring clamp               |                            |
| Cut-out, mm  | ø 85                       | ø 106                      |
| <b>Option</b>  |                            |                            |
| For DC line monitoring   | Capacitor                  |                            |
| Colour optional  | RAL palette                |                            |
| <b>Ease Model</b>  | ✓                          |                            |

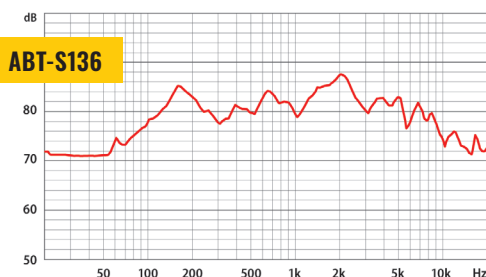
Frequency band:



Circular chart of directional characteristic:



Frequency band:



Circular chart of directional characteristic:

